

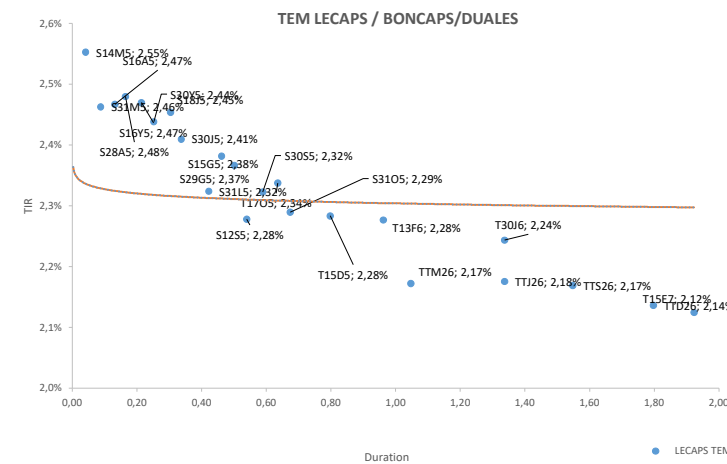
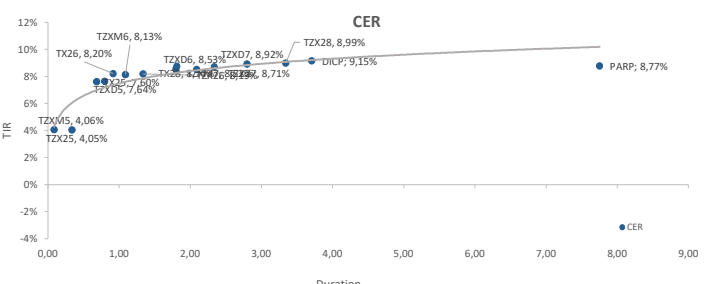
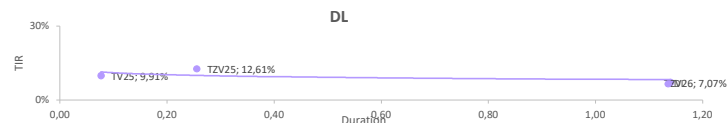
PRINCIPALES VARIABLES

TC Oficial: 1061,88 CCL<sup>(1)</sup>: \$ 1.208,30 MEP<sup>(2)</sup>: \$ 1.207,37 Brecha: 13,79% Devaluación<sup>(3)</sup>: 1,03% Inflación<sup>(4)</sup>: 2,20% Tasa LeFi: 29% Tasa Badlar: 27,9% Tasa Caución: 24,30%

(1) Promedio a través de GD30. (2) Calculado con GD30. (3) Tasa promedio últimos 5 días (mensual). (4) Inflación mensual de Enero.

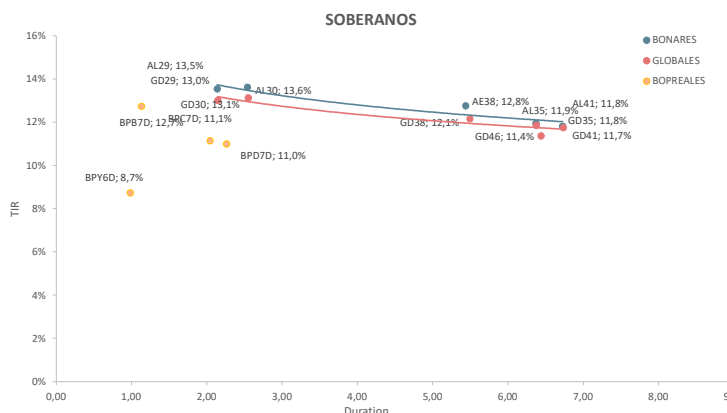
| Ticker | Precio      | Tipo         | TIR    | TNA    | Duration | Días al Vto. | Diaria | WTD    |
|--------|-------------|--------------|--------|--------|----------|--------------|--------|--------|
| TV25   | \$ 1.055,00 | Dólar linked | 9,91%  | 33,70% | 0,08     | 33           | 0,22%  | 0,48%  |
| TZV25  | \$ 1.026,30 | Dólar linked | 12,61% | 0,00%  | 0,26     | 124          | 0,03%  | 0,03%  |
| TZV26  | \$ 968,50   | Dólar linked | 7,07%  | 0,00%  | 1,14     | 489          | -0,10% | -0,15% |

| Ticker | Precio      | Tipo   | TIR    | Duration | Diaria | WTD    |
|--------|-------------|--------|--------|----------|--------|--------|
| TZXM5  | \$ 147,5    | CER    | 4,06%  | 0,09     | 0,07%  | 0,17%  |
| TZXM5  | \$ 216,0    | CER    | 4,05%  | 0,34     | -0,23% | 0,07%  |
| TX26   | \$ 1.807,5  | CER    | 8,20%  | 0,92     | -0,03% | -0,14% |
| TX25   | \$ 1.130,0  | CER    | 7,60%  | 0,68     | -0,35% | 0,04%  |
| TZXD5  | \$ 186,0    | CER    | 7,64%  | 0,80     | 0,11%  | -0,27% |
| TZXM6  | \$ 145,7    | CER    | 8,13%  | 1,09     | 0,00%  | -0,10% |
| TZXM6  | \$ 240,2    | CER    | 8,19%  | 1,34     | 0,10%  | -0,06% |
| TX28   | \$ 1.706,0  | CER    | 8,74%  | 1,81     | -0,12% | -1,33% |
| TZXD6  | \$ 170,3    | CER    | 8,53%  | 1,80     | 0,15%  | 0,09%  |
| TZXM7  | \$ 124,8    | CER    | 8,52%  | 2,09     | 0,12%  | -0,08% |
| TZXD7  | \$ 219,5    | CER    | 8,71%  | 2,34     | 0,00%  | -0,68% |
| TZXD7  | \$ 155,3    | CER    | 8,92%  | 2,80     | 0,26%  | 0,42%  |
| DICP   | \$ 38.400,0 | CER    | 9,15%  | 3,70     | -0,36% | -0,60% |
| TZXD28 | \$ 200,2    | CER    | 8,99%  | 3,34     | -0,42% | 0,13%  |
| PARP   | \$ 22.265,0 | CER    | 8,77%  | 7,75     | -0,09% | -0,18% |
| S28F5  | \$ 158,19   | Fija   | 25,51% | 0,00     | 0,08%  | 0,21%  |
| S14M5  | \$ 124,40   | Fija   | 35,43% | 0,04     | 0,05%  | 0,14%  |
| S31M5  | \$ 151,65   | Fija   | 33,90% | 0,09     | 0,13%  | 0,13%  |
| S16A5  | \$ 126,26   | Fija   | 33,98% | 0,13     | 0,04%  | 0,05%  |
| S28A5  | \$ 124,64   | Fija   | 34,18% | 0,16     | -0,21% | -0,24% |
| S16Y5  | \$ 128,56   | Fija   | 34,02% | 0,21     | -0,07% | -0,11% |
| S30Y5  | \$ 126,75   | Fija   | 33,52% | 0,25     | -0,12% | -0,07% |
| S18J5  | \$ 135,19   | Fija   | 33,77% | 0,30     | 0,14%  | -0,16% |
| S30J5  | \$ 133,15   | Fija   | 33,07% | 0,34     | -0,04% | 0,00%  |
| S31L5  | \$ 131,52   | Fija   | 31,74% | 0,42     | 0,28%  | -0,12% |
| S29G5  | \$ 137,00   | Fija   | 32,40% | 0,50     | 0,01%  | 0,01%  |
| S12S5  | \$ 137,40   | Fija   | 31,03% | 0,54     | 0,62%  | 0,51%  |
| S30S5  | \$ 135,80   | Fija   | 31,73% | 0,59     | 0,00%  | 0,00%  |
| T17O5  | \$ 133,20   | Fija   | 31,95% | 0,64     | 0,15%  | -0,15% |
| S31O5  | \$ 110,60   | Fija   | 31,21% | 0,67     | 0,55%  | -0,14% |
| T15D5  | \$ 137,65   | Fija   | 31,12% | 0,80     | 0,11%  | 0,00%  |
| T13F6  | \$ 111,80   | Fija   | 31,02% | 0,96     | -0,04% | 0,00%  |
| T30J6  | \$ 101,50   | Fija   | 30,50% | 1,34     | -0,29% | -0,25% |
| T15E7  | \$ 100,20   | Fija   | 28,00% | 1,92     | -0,10% | -0,55% |
| TO26   | \$ 90,50    | Fija   | 29,44% | 1,41     | 0,39%  | 0,28%  |
| TTM26  | \$ 103,25   | Dual   | 29,42% | 1,05     | -0,10% | 0,24%  |
| TTJ26  | \$ 102,40   | Dual   | 29,47% | 1,34     | -0,10% | 0,05%  |
| TTS26  | \$ 102,10   | Dual   | 29,37% | 1,55     | -0,10% | -0,15% |
| TTD26  | \$ 102,15   | Dual   | 28,87% | 1,80     | -0,34% | -0,44% |
| PBA25  | \$ 104,00   | Badlar | 36,11% | 0,12     | -0,24% | -0,19% |
| PBY26  | \$ 107,25   | Badlar | 36,08% | 0,98     | 0,56%  | 2,14%  |
| SFN27  | \$ 105,00   | Badlar | 26,72% | 2,10     | 0,48%  | 0,00%  |
| BDC28  | \$ 108,05   | Badlar | 36,00% | 0,32     | 2,27%  | -0,83% |



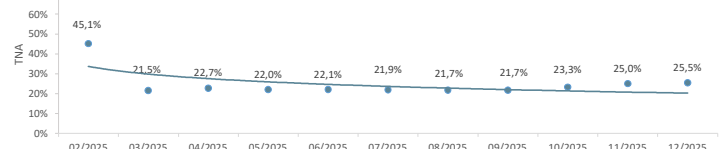
BONOS SOBERANOS ARGENTINOS Y BOPREALES (Precios en USD)

| Bono  | Precio   | TIR    | Paridad | Duration | Cupón | Current Yield | Diaria | WTD    |
|-------|----------|--------|---------|----------|-------|---------------|--------|--------|
| AL29  | \$ 69,39 | 13,5%  | 76,7%   | 2,14     | 1,00% | 1,44%         | 0,71%  | -0,37% |
| GD29  | \$ 70,09 | 13,0%  | 77,5%   | 2,15     | 1,00% | 1,43%         | 0,85%  | -1,42% |
| AL30  | \$ 64,38 | 13,6%  | 72,9%   | 2,54     | 0,75% | 1,16%         | -0,03% | -0,34% |
| GD30  | \$ 65,10 | 13,1%  | 74,0%   | 2,55     | 0,75% | 1,15%         | -0,25% | -0,66% |
| AL35  | \$ 64,75 | 11,9%  | 59,5%   | 6,37     | 4,13% | 6,37%         | 0,54%  | 0,08%  |
| GD35  | \$ 65,12 | 11,8%  | 65,1%   | 6,38     | 4,13% | 6,33%         | -0,28% | -0,73% |
| AE38  | \$ 66,70 | 12,8%  | 66,7%   | 5,44     | 5,00% | 7,50%         | 0,00%  | -1,26% |
| GD38  | \$ 68,71 | 12,1%  | 68,7%   | 5,50     | 5,00% | 7,28%         | -0,54% | -0,72% |
| AL41  | \$ 60,11 | 11,8%  | 55,9%   | 6,73     | 3,50% | 5,82%         | -0,64% | -1,78% |
| GD41  | \$ 60,35 | 11,7%  | 60,4%   | 6,73     | 3,50% | 5,80%         | -0,41% | -1,69% |
| GD46  | \$ 63,10 | 11,4%  | 63,1%   | 6,44     | 3,00% | 4,75%         | -0,49% | -1,17% |
| BPJ5D | \$ 43,43 | -21,5% | 43,4%   | 0,17     | 0,00% | 0,00%         | 0,00%  | 24,53% |
| BPA7D | \$ 97,50 | 34,2%  | 97,5%   | 0,17     | 5,00% | 5,13%         | 0,52%  | -0,64% |
| BPB7D | \$ 93,85 | 12,7%  | 93,9%   | 1,13     | 5,00% | 5,33%         | -0,42% | -0,91% |
| BPC7D | \$ 90,60 | 11,1%  | 90,6%   | 2,04     | 5,00% | 5,52%         | -0,77% | -0,44% |
| BPD7D | \$ 90,70 | 11,0%  | 90,7%   | 2,26     | 5,00% | 5,51%         | -0,22% | 0,01%  |
| BPY6D | \$ 95,52 | 8,7%   | 95,5%   | 0,98     | 3,00% | 3,14%         | -0,34% | -0,28% |



FUTUROS DE DÓLAR - ROFEX

| Días | Vto        | Precio     | Devaluación Directa | TEA   | TNA   | Crawling Mensual |
|------|------------|------------|---------------------|-------|-------|------------------|
| 2    | 28/2/2025  | \$ 1.064,5 | 0,2%                | 56,9% | 45,1% | 3,83%            |
| 33   | 31/3/2025  | \$ 1.082,5 | 1,9%                | 23,7% | 21,5% | 1,79%            |
| 63   | 30/4/2025  | \$ 1.103,5 | 3,9%                | 25,0% | 22,7% | 1,87%            |
| 94   | 31/5/2025  | \$ 1.122,0 | 5,7%                | 23,8% | 22,0% | 1,80%            |
| 124  | 30/6/2025  | \$ 1.141,5 | 7,5%                | 23,7% | 22,1% | 1,79%            |
| 155  | 31/7/2025  | \$ 1.160,5 | 9,3%                | 23,3% | 21,9% | 1,76%            |
| 186  | 31/8/2025  | \$ 1.179,5 | 11,1%               | 22,9% | 21,7% | 1,73%            |
| 216  | 30/9/2025  | \$ 1.198,0 | 12,8%               | 22,6% | 21,7% | 1,71%            |
| 247  | 31/10/2025 | \$ 1.229,0 | 15,7%               | 24,1% | 23,3% | 1,82%            |
| 277  | 30/11/2025 | \$ 1.263,5 | 19,0%               | 25,7% | 25,0% | 1,93%            |
| 308  | 31/12/2025 | \$ 1.290,0 | 21,5%               | 25,9% | 25,5% | 1,94%            |



GRUPO IEB

Av. del Libertador 498. Piso 10 - Torre IEB (1001) C.A.B.A.

Tel: (+54 11) 5353-5500 <https://www.grupoieb.com.ar/>